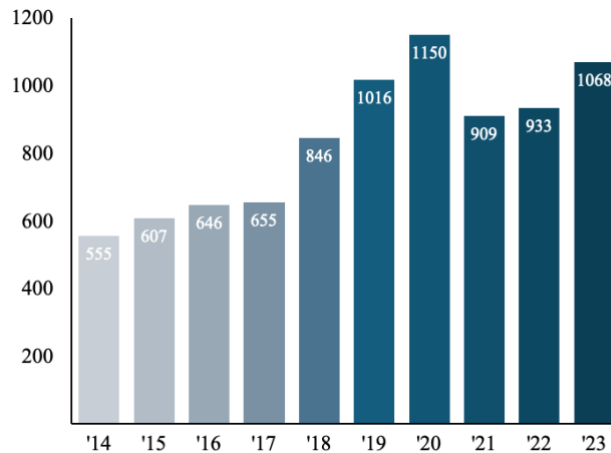


## 2023 Annual Report of the University of Michigan FOIA Office

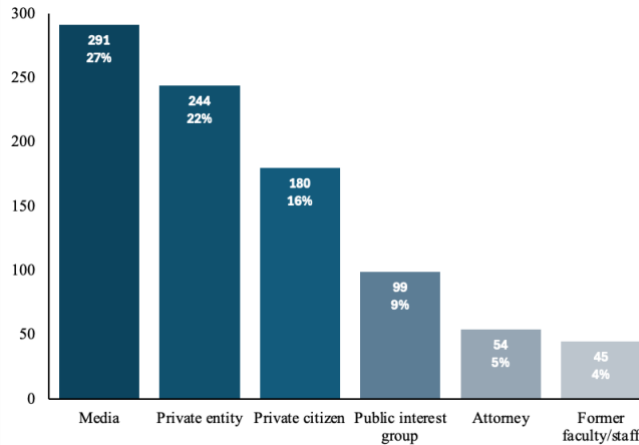
The University of Michigan received 1,068 Freedom of Information Act requests in calendar year 2023, a 14% increase from 2022.

### FOIA requests received 2014-2023



Twenty-seven percent of all requests were submitted by members of the news media, and 22% of requests were submitted by private entities.

### Primary sources of FOIA requests

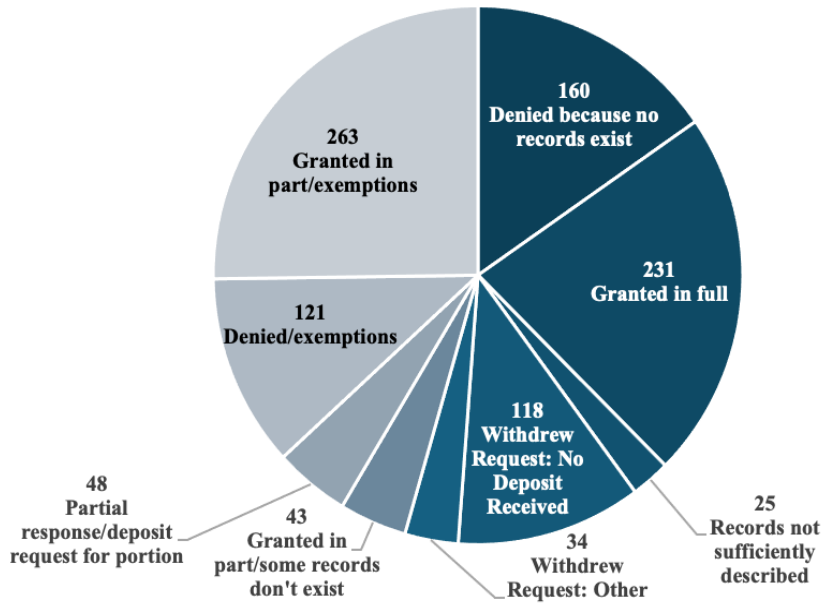


The university's average initial response time was 11 business days. The university responded fully to 75% of all requests within 15 business days and at no charge, by granting the request in full or in part, or denying the request because the record did not exist or was exempt from disclosure.

Granting a request "in part" includes responses where some of the requested documents were provided, but some material either did not exist, or was exempt from disclosure, such as instances where an employment contract was provided but a home address was removed,

consistent with the privacy exemption. In some cases the university informed the requester that more information was needed to process the request, and no additional information was received.

### FOIA requests outcomes 2023



Fees were paid to the university for 9% of all requests. The fees paid for 2023 responses totaled \$8,018.

Please see the FOIA Procedures and Guidelines for general information regarding how the university responds to requests under the Michigan Freedom of Information Act, at <https://foia.vpcomm.umich.edu/>.

#### Summary

- The University of Michigan received 1,068 Freedom of Information Act requests in calendar year 2023, a 14% increase from 2022.
- The number of responses provided at no cost within 15 business days was 75% in 2023 and has consistently been above 70% for the past 4 years.
- Fee deposits were requested in 25% of all requests in 2023 and has consistently been below 30% over the past 4 years.
- Fees were paid to the university in 9% of all requests. The fees paid for 2023 responses totaled \$8,018.

Some responses are still in progress; this report reflects data available as of November 1, 2024.